



Liebert®

LTS™

10A - 32A

Reliable Power Redundancy
for Business Engines



Reliable Redundant protection to your mission critical Applications

The LTS is a single-pole automatic transfer device with the capacity of 10/16/32 A.

It performs the core functions of detection and transfer in the dual-bus system composed of two ways of AC power, and is used in the high-end uninterruptible power supply applications that require high power supply reliability.

Redundant Design

To ensure that the equipment can still operate normally upon the failure of one single power.

Compact Size

Optimized 1U size designed to integrate in same server rack

Full DSP Control

Ensures strong data processing capacity and improves the system reliability.

Advanced Power-off Detection

Enables quick judgment of power-off failure.

Advanced Communication

Realizes the remote management through SNMP card (option)

Applications

- Computer equipment rooms
- Internet data centers
- Telecom&Financial data centers
- Industrial process control centers

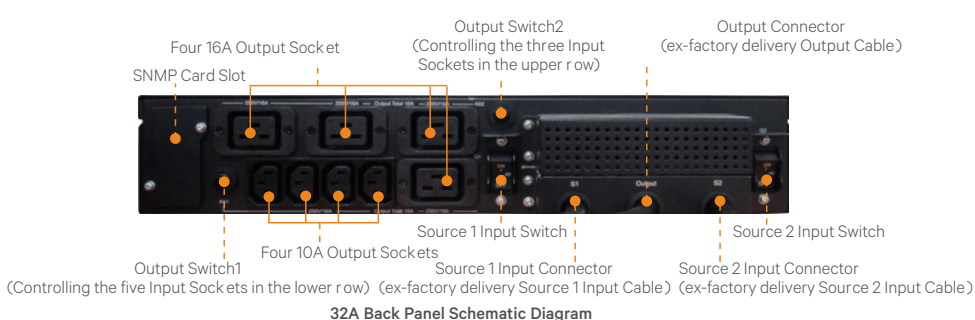

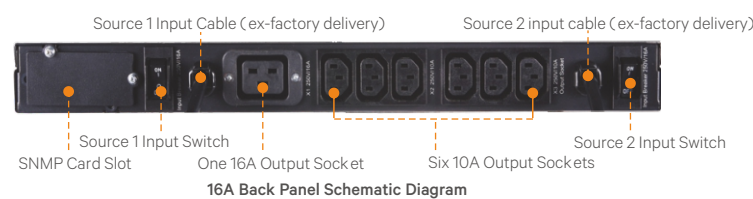


Redundancy

Currently, only the high-end servers are equipped with dual power. Other types of equipment, including hub, exchange, router, elementary server, and specialized instrument and meter. are single-power products. You can connect the key equipment to two ways of redundant power through LTS. The main power and the standby power can directly connect to the LTS on the rack can provide redundancy control on the power. Once the main power fails, it will automatically switch to the standby power.

Reliability

The LTS adopts the control technology of “First Disconnect Then Connect”

- If one-way power fails, the LTS can ensure the uninterruptible power supply to the equipment through the redundant power supply
- Once short circuit occurs, the LTS can ensure that the failure will not extend to the standby power, and thus ensure the uninterruptible power supply to the mission critical equipments



Specifications

Rating	10A	16A	32A
Input			
Input connectors type	C14 x 2	IEC309 x 2 (Model 1) IEC-C20 x 2 (Model 2)	Hard-wired
Input source	Two ways of input sources		
Input mode	1 +N+PE		
Rated voltage	220/230Vac		
Rated frequency	50/60Hz		
Voltage range	150 ~ 300Vac		
Frequency range	Rated frequency ±5Hz		
Voltage distortion	<10%		
Output			
Output connectors type	C13	C13 & C19	C13 & C19
Rating & Quantity	10A x 8	10A x 6, 16A x 1	10A x 4, 16A x 4
Power factor	0.8 ~ 1.0 lead or lag		
Overload capacity	125%, 30min (tested at 30°C)		
Efficiency (100% linear load)	99%		
Transfer			
Numbers of poles	2 poles		
Automatic transfer interval	<6ms (typical), <11ms (maximum)		
Environment Parameters			
Operating temperature	0 ~ 40°C		
Storage temperature	-40 ~ 70°C		
Relative humidity	5 ~ 95%, no condensation		
Elevation	3000m		
Pollution level	Level II		
Mechanical Parameters			
Dimension (H x W x D)	44mm x 430mm x 250mm		84mm x 430mm x 340mm
Weight	4.5kg		5kg

*Specifications are subject to change without any prior notification

